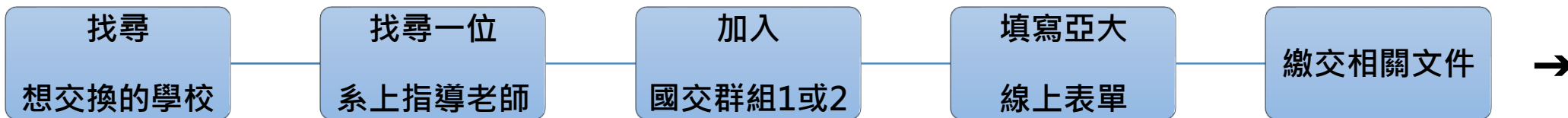




海外學期交換申請流程



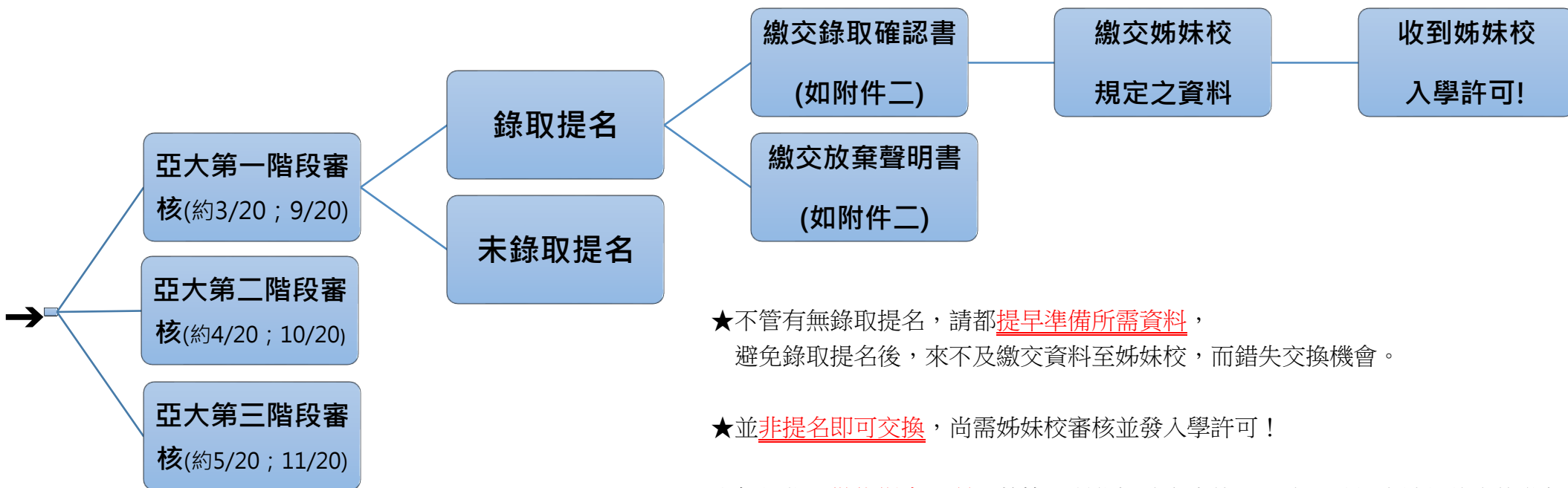
國交中心網址
<http://ciae.asia.edu.tw/ch/%e4%ba%a4%e6%8f%9b%e5%ad%b8%e7%94%9f%e8%a8%88%e7%95%ab/>

如附件一

<https://docs.google.com/forms/d/e/1FAIpQLSewLS-5hXOYJbs3gkgECvGCXok6spH4swJIIMbHboSMQwdo1g/viewform>
 (請於亞大報名截止日前填寫此線上表單)

如附件二，以下資料送至國院才行受理審核:

1. 系所同意書
2. 家長同意書
3. 行政契約書
4. 在校成績單(影本)
5. 相關語言成績證明(影本)



★不管有無錄取提名，請都提早準備所需資料，避免錄取提名後，來不及繳交資料至姊妹校，而錯失交換機會。

★並非提名即可交換，尚需姊妹校審核並發入學許可！

★每位學生僅能提名一所，若第一所學校確定未錄取，才可重新申請新的交換學校。

註：第二及三階段的審核步驟皆與同第一階段相同

附件一

<http://line.me/ti/g/TzyV57aToT>

亞大國交中心海外研習-1



<http://line.me/ti/g/BQG87Ed3Or>

亞大國交中心海外研習-2



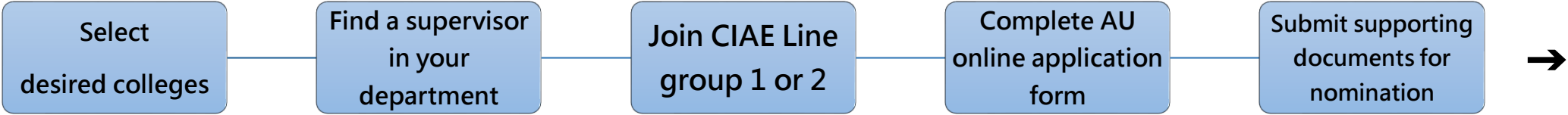
請隨時關注“記事本”的資料，

我們將不定時更新資訊。

若有任何疑問請至國院找我們 ✧* ٩('O' *) و ✧*。



SOP (Standard Operation Procedure) for Exchange Program

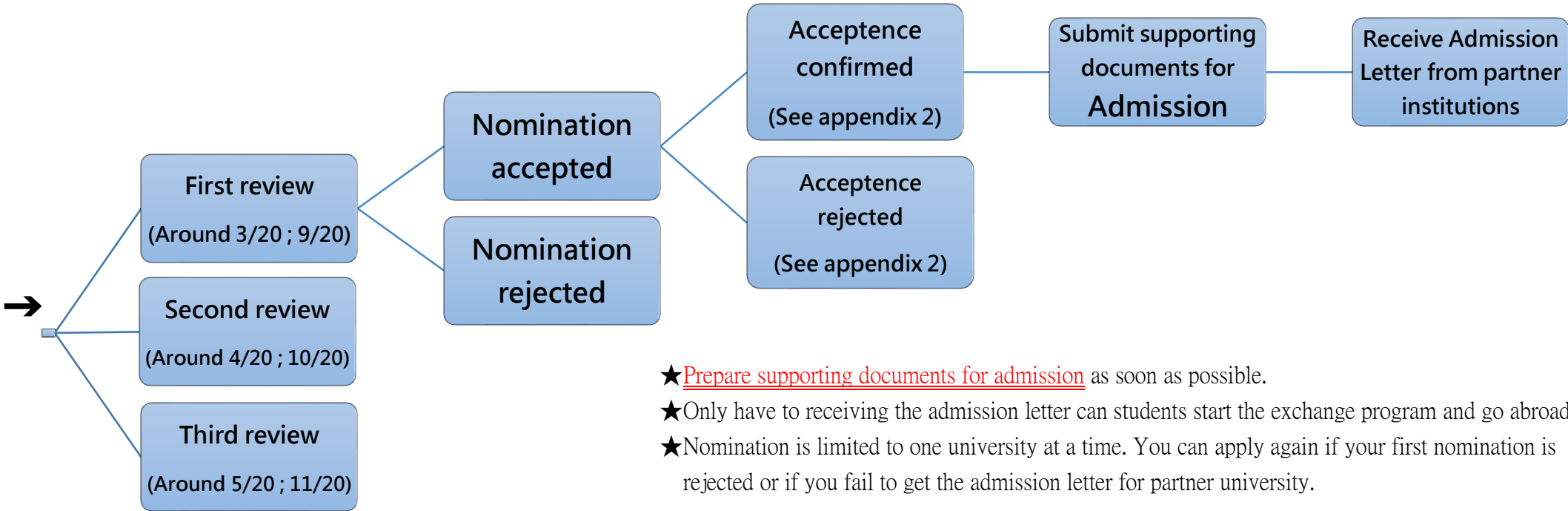


Website of Center for International Academic Exchange(CIAE):
<http://ciae.asia.edu.tw/ch/%e4%ba%a4%e6%8f%9b%e5%ad%b8%e7%94%9f%e8%a8%88%e7%95%ab/>

See appendix 1

<https://docs.google.com/forms/d/e/1FAIpQLSewLS-5hXOYJbs3gkgECvGCXok6spH4swJII/MbHboSMQwdo1g/viewform>
 (Please fill in the form before the deadline)

- See appendix 2, and send them to IC:
1. Departmental consent (Hard copy)
 2. Parental consent (Hard copy)
 3. Administrative contract (Hard copy)
 4. Academic transcript (Hard copy)
 5. Certificate of language proficiency (Hard copy)



- ★ Prepare supporting documents for admission as soon as possible.
- ★ Only have to receiving the admission letter can students start the exchange program and go abroad .
- ★ Nomination is limited to one university at a time. You can apply again if your first nomination is rejected or if you fail to get the admission letter for partner university.

P.s. The process of the Second review and Third review are the same as First one.

Appendix 1

<http://line.me/ti/g/TzyV57aToT>

AU Study Abroad Line Group-1



<http://line.me/ti/g/BQG87Ed3Or>

AU Study Abroad Line Group-2



Please stay tuned to the updated "Notes"
in the Line Group.
If you have any questions, please feel free to
contact us. ✧* ٩('U`*)و ✧* 。